



VKPC 88843/88850/88855

Technical Bulletin - October 2011

VKPC 88843
VKPC 88850
VKPC 88855



MERCEDES



Fitting recommendations



OE #: 611 200 11 01
611 200 12 01
646 200 03 01


CAR MAKER	MODEL	MAIN ENGINE
MERCEDES	C-Class CLK E-Class M-Class	C 200/220/270 CDI CLK 270 CDI E 220/220/270 CDI ML 270 CDI

For detailed applications, please refer to the latest SKF catalogue.


In line with the OE water pump design, a thread has to be cut into the water pump body, in order to fix the VKM 31041 accessory idler.

You can carry out this operation either on a workbench, or directly on the car for the following water pumps:


VKPC 88843




VKPC 88850



VKPC 88855





- 1) Tighten the accessory idler bolt into the bore. It is not necessary to use a new bolt to carry out this step.



- 2) Clean the thread with an air line.



- 3) Install the new VKM 31041 idler and tighten to the vehicle manufacturers recommended torque setting.

© SKF is a registered trademark of the SKF Group.

© SKF Group 2011

The contents of this publication are the copyright of the publisher and may not be reproduced (even extracts) unless prior written permission is granted. Every care has been taken to ensure the accuracy of the information contained in this publication but no liability can be accepted for any loss or damage whether direct, indirect or consequential arising out of the use of the information contained herein.

